


Data sheet | Item number: 221-412

COMPACT Splicing Connector; for all conductor types; max. 4 mm²; 2-conductor; with levers; transparent housing; Surrounding air temperature: max 85°C (T85); 4,00 mm²; transparent

www.wago.com/221-412



Subject to changes. Please also observe the further product documentation!



Item description

Your Benefits:

- Ease of use – pull the lever up, insert a conductor and push the lever back down
- Available as 2-, 3- and 5-wire connectors
- Easily terminate conductors from 0.14 to 4 mm²
- Connect solid, stranded and fine-stranded conductors
- Time savings for installers and device manufacturers
- Quickly install devices with higher levels of power consumption
- Safely install long cable runs with larger conductor cross sections
- Mounting carrier for installation conforms to standards
- Custom carriers are possible

Data
Notes

Safety information 1	in grounded power lines
----------------------	-------------------------

Electrical data

Approvals per	UL 486C
Rated voltage UL (Use Group C)	600 V
Rated current UL (Use Group C)	20 A
Ratings per	EN 60664
Nominal voltage (II/2)	450 V
Rated surge voltage (II/2)	4 kV

Subject to changes. Please also observe the further product documentation!



Rated current	32 A
Legend (ratings)	(II / 2) Overvoltage category II / Pollution degree 2

Connection data

Total number of connection points	2
Total number of potentials	1
Connection technology	CAGE CLAMP®
Actuation type	Lever
Connectable conductor materials	Copper
Nominal cross-section	4 mm²
Solid conductor	0.2 ... 4 mm² / 24 ... 12 AWG
Stranded conductor	0.2 ... 4 mm² / 24 ... 12 AWG
Fine-stranded conductor	0.14 ... 4 mm² / 24 ... 12 AWG
Strip length	11 mm / 0.43 inch
Wiring direction	Side-entry wiring

Physical data

Width	13.2 mm / 0.52 inch
Height	8.6 mm / 0.327 inch
Depth	18.8 mm / 0.732 inch

Material data

Color	transparent
Flammability class per UL94	V2
Fire load	0.033 MJ
Color of actuator	orange
Weight	1.7 g

Environmental requirements

Surrounding air temperature (operation)	85 °C
Continuous operating temperature	105 °C
Temperature marking per EN 60998	T85

Commercial data

Product Group	7 (Push Wire Conn.)
PU (SPU)	1000 (100) Stück



Subject to changes. Please also observe the further product documentation!





Packaging type	box
Country of origin	DE
GTIN	4050821808435
Customs tariff number	85369010000

Approvals / Certificates


Country specific Approvals

Logo	Approval	Additional Approval Text	Certificate name
	CCA DEKRA Certification B.V.	EN 60998	NTR NL-7827
	KEMA/KEUR DEKRA Certification B.V.	EN 60998	71-113253

Ship Approvals










Logo	Approval	Additional Approval Text	Certificate name
	ABS American Bureau of Shipping	-	18-HG1755093-PDA
	DNV GL Det Norske Veritas, Germanischer Lloyd	EN 60998	TAE000015T
	LR Lloyds Register	EN 60998	04/20013 (E8)

UL-Approvals

Logo	Approval	Additional Approval Text	Certificate name
	UL UL International Germany GmbH	UL 486C	E69654

Optional accessories

Mounting adapter

Mounting accessories		
	Item no.: 221-500 Mounting carrier; 221 Series - 4 mm ² ; for DIN-35 rail mounting/screw mounting; orange	www.wago.com/221-500
	Item no.: 221-502 Mounting carrier; for 2-conductor terminal blocks; 221 Series - 4 mm ² ; for screw mounting; white	www.wago.com/221-502
	Item no.: 221-522 Mounting carrier; for 2-conductor terminal blocks; 221 Series - 4 mm ² ; with snap-in mounting foot for vertical mounting; white	www.wago.com/221-522
	Item no.: 221-512/000-004 Mounting carrier; for 2-conductor terminal blocks; 221 Series - 4 mm ² ; with snap-in mounting foot for horizontal mounting; black	www.wago.com/221-512/000-004
	Item no.: 221-502/000-004 Mounting carrier; for 2-conductor terminal blocks; 221 Series - 4 mm ² ; for screw mounting; black	www.wago.com/221-502/000-004
	Item no.: 221-522/000-004 Mounting carrier; for 2-conductor terminal blocks; 221 Series - 4 mm ² ; with snap-in mounting foot for vertical mounting; black	www.wago.com/221-522/000-004
	Item no.: 221-512 Mounting carrier; for 2-conductor terminal blocks; 221 Series - 4 mm ² ; with snap-in mounting foot for horizontal mounting; white	www.wago.com/221-512
	Item no.: 221-500/000-006 Mounting carrier; 221 Series - 4 mm ² ; for DIN-35 rail mounting/screw mounting; blue	www.wago.com/221-500/000-006
	Item no.: 221-500/000-053 Mounting carrier; 221 Series - 4 mm ² ; for DIN-35 rail mounting/screw mounting; dark gray-yellow	www.wago.com/221-500/000-053
Jumpers		
Jumper		
	Item no.: 221-941 Jumper; for conductor entry; 2-way; insulated; dark gray	www.wago.com/221-941
	Item no.: 221-941/000-006 Jumper; for conductor entry; 2-way; insulated; blue	www.wago.com/221-941/000-006



Item no.: 221-942

Jumper; for conductor entry; 2-way; insulated; dark gray

www.wago.com/221-942

Item no.: 221-942/000-006

Jumper; for conductor entry; 2-way; insulated; blue

www.wago.com/221-942/000-006**Downloads****Documentation****Bid Text**

221-412 docx - Datei	Jan 23, 2019	docx 15.6 kB	Download
221-412 X81 - Datei	Feb 19, 2019	xml 3.5 kB	Download
Additional Information Technical explanations	Apr 3, 2019	pdf 2.2 MB	Download

CAD/CAE-Data**CAD data**

2D/3D Models 221-412	URL	Download
CAE data		
EPLAN Data Portal 221-412	URL	Download
ZUKEN Portal 221-412	URL	Download


Environmental Product Compliance**Compliance Search**

Environmental Product Compliance 221-412 COMPACT Splicing Connector; for all conductor types; max. 4 mm ² ; 2-conductor; with levers; transparent housing; Surrounding air temperature: max 85°C (T85); 4,00 mm ² ; transparent	URL	Download
--	-----	----------


Subject to changes. Please also observe the further product documentation!

Installation Notes


Conductor termination



Strip conductor to 11 mm (0.43 inch).




Termination: Lift the lever to open the clamping unit and insert a stripped conductor.




Then, lower the lever to close the clamp.


Application



Wiring fine-stranded conductors in junction boxes.



Custom low-voltage lighting system




Lighting distribution in a ceiling canopy



Pendant light connection in a suspended ceiling



COMPACT Splicing Connectors for All
Conductor Types (4 mm²), 221 Series



Compact, lever-operated splicing connectors:

Tool-free connection of up to five stripped, fine-stranded conductors from 0.14 ... 4 mm², as well as solid or stranded conductors from 0.2 ... 4 mm² (24 ... 12 AWG).

How they work:

Pull up an orange lever to open the clamping unit. Then insert the conductor and push the lever back down, flush with the connector housing.

Safety:

The lever's specially designed rest position reliably prevents accidental unclamping of a connected conductor.

Application safety, for any type of conductor (solid, stranded, fine-stranded), is confirmed by approvals like ENEC or UL.